

LIUGONG

DR50CE

MAX. GROSS MACHINE WEIGHT	88,500 kg
NET MACHINE WEIGHT	38,500 kg
PAYLOAD	50,000 kg
MOTOR TYPE	HL001
RATED POWER	500 kW (671 hp / 680 ps) @ 1,050 rpm
STRUCK CAPACITY	27 m ³
HEAPED CAPACITY (SAE 2:1)	35 m ³



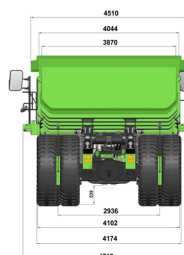
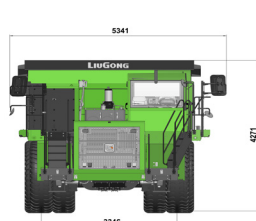
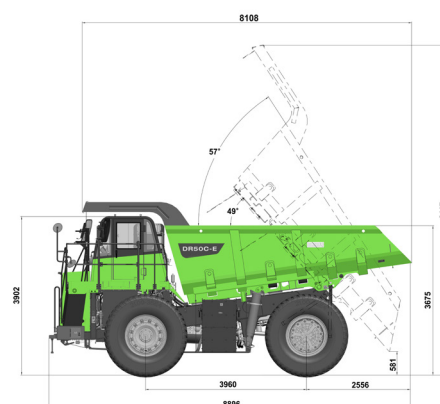
B A T T E R Y E L E C T R I C V E H I C L E

TOUGH WORLD. TOUGH EQUIPMENT.

DR50CE SPECIFICATIONS >>>

DRIVE MOTOR	
Motor Type	Permanent magnet synchronous motor
Rated / Peak Power	500 kW (671 hp / 680 ps) / 1,200 kW (1,609 hp/1,632 ps))
Rated / Peak Speed	1,050/3,000 rpm
Cooling Mode	Water
OIL PUMP MOTOR	
Rated / Peak Power	60 kW (80 hp / 82 ps)/ 110 kW (148 hp/150 ps) @ 60 s
Rated / Peak Torque	275 kW (369 hp / 374 ps) / 500 kW (671 hp / 680 ps) @ 60 s
Cooling Mode	Water
WEIGHT DISTRIBUTION	
Empty Load	Front axle: 49% Rear axle: 51%
Full Load	Front axle: 36% Rear axle: 64%
Working Environment Temperature	-40~55°C
Relative Humidity of Working Environment	0-100%
Continuous Climbing Capacity (8% Gradient, 2% Rolling Resistance)	Load: > 17 km/h Unload: > 36 km/h
Max. Gradeability	≥ 33%
POWER BATTERY	
Battery Type	Lithium iron phosphate
Battery Capacity	423 kWh
Voltage Platform	618 V
Cooling Mode	Water
Heating Mode	Membrane + Water
BRAKING	
Braking Type	Service brake / Parking / Emergency / Electric braking
Service Brake Type	Front dry and rear wet
Braking Distance	≤ 12.3 m
Service Braking Capacity (Full Load)	> 25%
Parking Braking Capacity (Full Load)	> 15%

TIRE AND RIM	
Tire Size	21.00-35/E4
Rim	15.00/3.0-35
CHARGE	
Charge Mode	Double DC
Charging Current	500 A
Charging Power	360 kW (483 hp / 489 ps)
Charging Time (SOC 20%)	60 min
STEERING	
Steering System	Full hydraulic dynamic load sensing
Turning Radius	≤ 9,228 mm
Max. Steering Angle	38°
DRIVE AXLE	
Mode	Heavy duty, fully floating axle shaft
Suspension	Nitrogen gas / Oil suspension
Total Reduction Ratio	19.8
DIMENSIONS	
Overall Length	8,896 mm
Overall Width	5,341 mm
Overall Height	4,271 mm
Loading Height	3,902 mm
HOIST SYSTEM	
Hoist Mode	External double cylinder frame
Raise Time	≤15 s
Lower Time	≤12 s



Guangxi Liugong Machinery Co., Ltd.

No. 1 Liutai Road, Liuzhou, Guangxi 545007, PR China

T: +86 772 3886124

E: overseas@liugong.com

www.liugong.com

Specifications and designs are subject to change without notice. Machines shown may include optional equipment. Liugong standard and optional equipment may vary from region to region. Please consult your Liugong dealer for information specific to your area.

03/2025 Designed by LiuGong
Replace the previous versions of 03/2025